



## Modern tennis rackets, balls, and surfaces

S Miller

*Br. J. Sports Med.* 2006;40:401-405  
doi:10.1136/bjsem.2005.023283

---

Updated information and services can be found at:  
<http://bjsm.bmjournals.com/cgi/content/full/40/5/401>

---

*These include:*

### Rapid responses

You can respond to this article at:  
<http://bjsm.bmjournals.com/cgi/eletter-submit/40/5/401>

### Email alerting service

Receive free email alerts when new articles cite this article - sign up in the box at the top right corner of the article

---

### Topic collections

Articles on similar topics can be found in the following collections

[Injury](#) (745 articles)  
[Sports Medicine](#) (1226 articles)

---

### Notes

---

To order reprints of this article go to:  
<http://www.bmjournals.com/cgi/reprintform>

To subscribe to *British Journal of Sports Medicine* go to:  
<http://www.bmjournals.com/subscriptions/>

## REVIEW

## Modern tennis rackets, balls, and surfaces

S Miller

*Br J Sports Med* 2006;**40**:401–405. doi: 10.1136/bjsm.2005.023283

Modern rackets have facilitated a change in playing style from one of technique to one characterised by power and spin. The combination of the increased stiffness of modern rackets and the tendency for tennis balls to have become harder has led to an increased shock transmission from the racket to the player, which is probably a major contributor to tennis elbow. The paucity of tennis specific research on shoes and surfaces makes it difficult to link their characteristics with lower limb injury, although, as their interaction directly affects the magnitude of the forces to which the player is exposed, such a link seems reasonable.

Performance in many sports is influenced to a certain extent by the equipment used. Tennis is one of those sports, and is unusual in that there are several pieces of equipment that exert such an influence. The key pieces of equipment in question are the racket, ball, surface, and shoe. This paper gives an overview of the performance related issues of tennis equipment.

**RACKETS**

Until the 1970s, tennis rackets were made out of wood—most commonly ash and beech. All had dimensions of 27 × 9 inches (68.6 × 22.9 cm), which were a function of the stress limits of the wood. Modern rackets are composed mainly of graphite, strips of which are wrapped around a racket mould and left to harden. This has allowed racket engineers to design frames by considering the physics of the swing without being inhibited by the structural limitations of wood.<sup>1</sup> This has brought immediate and substantial changes to physical properties and playing characteristics. The most obvious of these was an increase in head size, which was possible because of the greater strength of the new materials. Rackets of 32 inches in length were being produced (this had previously not been possible with wood, as the stress limits would have been exceeded, leading to warping), so the International Tennis Federation responded by limiting racket size to 29 × 12.5 inches (73.7 × 31.8 cm). Figure 1 shows the relative differences in dimensions between wooden and graphite rackets.

A second key change was a decrease in mass, as wood is considerably denser than modern composite materials. Racket mass has decreased from about 400 g to 250 g today, despite being larger (table 1). It is possible to make a racket lighter still, but this would be counter-productive, as the transfer of momentum to the ball becomes less effective if the racket is too light.

This decrease in mass has the important spin off that players are able to swing the racquet faster, which generates higher impact speeds, resulting in faster ball speeds. Swing speeds are also a function of the distribution of mass: for any given racket mass, placing more of that mass close to the handle of the racket will allow it to be swung more rapidly. Conversely, if more of the mass is close to the tip of the racket, it will be harder to swing. It has been shown that a moment of inertia is inversely related to swing speed.<sup>2</sup> By being wider, modern rackets have a greater polar moment of inertia (the resistance of the racket to rotation about its long axis), which makes them more accommodating to off centre hits. These changes have undoubtedly helped novice players to be more successful more quickly.

The benefits of modern rackets are not limited to the novice. Although heavier rackets will, all else being equal, produce faster ball speeds, if the racket is lighter, it can be swung faster, which more than makes up for the loss of mass. Given that faster shots are less likely to be returned than slower ones, players tend to hit the ball as hard as possible. Thus rackets of the same mass as wooden ones are no longer made.

Despite being lighter, modern rackets are also stiffer than wooden ones. As a result, they deform less, and so less ball energy is consumed in bending the racket (this does not matter too much if the ball hits near the centre of the strings). Even the stiffest racket will bend to a certain extent, and there is a theoretical relation between stiffness and ball speed. When the ball leaves the string bed, the racket head velocity will affect its speed. If the racket is moving in the opposite direction to the ball at separation, then ball speed will be lower than that produced if they are moving in the same direction. The ball/racket contact time is about 5–6 milliseconds, which means that a racket needs to vibrate at a frequency of 166–200 Hz for the direction of racket and ball movement to be the same when they separate. Old wooden rackets vibrate at about 90 Hz,<sup>3</sup> whereas modern rackets can be made to vibrate at frequencies up to 200 Hz.

It is obvious from watching any professional tennis match that today's game is one based on power. The faster a player can hit the ball, the less likely it is that the opponent will return it. A faster ball will tend to travel further than a slower one, so players have to use a lot of topspin to keep the ball in play (relatively little is known about the mechanisms by which spin is generated). By virtue of their greater size, topspin is more easily applied on modern rackets, which has arguably contributed to today's playing style being based on power hitting.

Correspondence to:  
Dr Miller, ITF, Bank Lane,  
Roehampton, London  
SW15 5XZ, UK; stuart.  
miller@itftennis.com

Accepted 7 January 2006



Figure 1 Wood and graphite rackets.

Power is not constant at all points on the racket face. The physical characteristics described above contribute to the presence of what has become known as the “sweet spot”. Three sweet spots have been described.

- The node. Here, vibration to the hand is a minimum. Vibration is produced when the ball impacts the racket. The amount of vibration is dependent on the racket stiffness (stiffer rackets produce lower amplitude and higher frequency) and impact location. A ball striking a racket will elicit vibration, the amplitude of which will be zero at the node. There is a corresponding node in the handle where there will also be no vibration. If a player is holding the racket at the node, then no racket vibration will be felt and the hit will feel “sweet”. Many players use vibration damping devices to reduce discomfort for off node impacts. Research<sup>4</sup> has shown that dampers attached to the strings are effective in damping out string vibration, but have little effect on the racket frame.
- Centre of percussion. Impacts at this location produce no acceleration of the handle in the hand, and thus no “shock” is transmitted to the player. The centre of percussion is normally slightly closer to the handle than the node.
- The maximum coefficient of restitution. This is the location on the strings at which the maximum ball speed is produced. For a stationary racket, the maximum coefficient of restitution is found at the centre of mass, but moves towards the tip when the racket is being swung.<sup>5</sup> As such, it is not really a sweet spot.

Because the locations described above are not coincident, the sweet spot is more of a “sweet area”, with power peaking towards the centre of the head and dropping away towards the tip and throat. It does not follow, however, that the maximum ball speed will always result from hitting at the point where power is at its peak. The way that the racquet is swung is also important. For a groundstroke, the head of the racket is a long way from the axis of rotation, and so there is relatively little difference between the speeds of the throat and tip. For a serve, however, the axis of rotation lies closer to the head, and so there is a relatively large difference in speed between the throat and the tip. Thus hitting the ball close to

Table 1 Comparison of average characteristics between wood and composite racquets<sup>3</sup>

Characteristic	Wood	Composite
Length (cm)	69	70
Mass (g)	380	295
Head size (cm <sup>2</sup> )	439	680
Stiffness (Hz)	100	150
Swing weight (kg/cm <sup>2</sup> )	450	310

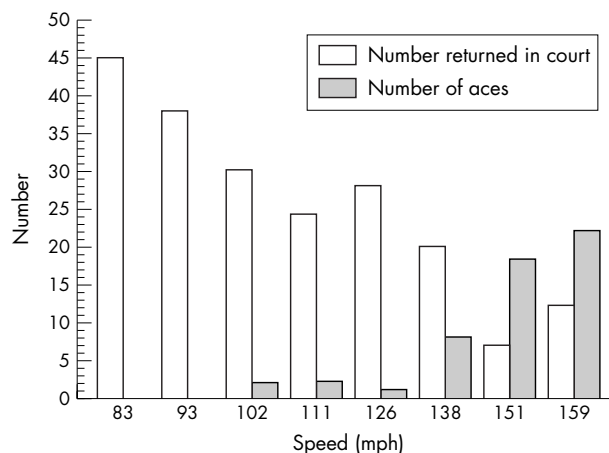


Figure 2 Relation between serve speed and number of good returns.<sup>6</sup>

the tip, where racket speed is highest, more than offsets the loss in power resulting from hitting away from the sweet spot. Hence top players tend to hit the ball towards the tip of the racket when serving, and nearer the centre of the head for groundstrokes.

The importance of racket power has been considered by Haake *et al.*,<sup>6</sup> who showed that the number of good returns decreases and the number of aces increases as serve speed increases, especially for serve speeds over 100 mph (fig 2). Figure 3 shows that serve speed has tended to increase in recent years, a trend that is due in no small part to modern tennis rackets, and which governing bodies are monitoring closely.

The changes in racket construction make it easy to overlook the contribution of strings to racket performance. The ball normally does not even touch the frame of the racket; all of the contact is with the strings. There are several variables that influence the performance of strings, the key

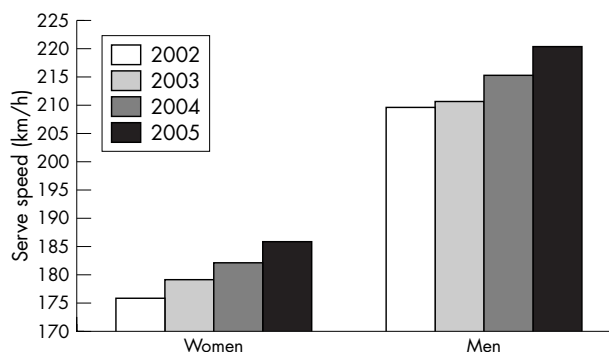


Figure 3 Average speed of 20 fastest servers at Grand Slam events since 2002.

ones being material, tension, gauge, and roughness. For example, it is generally accepted that lower string tension generates more power, whereas higher tension gives more control. This is because the majority of energy loss during racket/ball contact is in the ball, which returns up to about 50% of its pre-impact energy, whereas the strings are much more efficient, being 90–95% energy efficient. When they collide, both the ball and strings deform. If more energy can be stored in the strings, then the collision will be more efficient and more energy will be returned. By reducing string tension, the string bed deforms more and the ball deforms less, so returning more energy. The reason for higher string tension generating more control is not as well established. Off centre impacts may hold the key.<sup>7</sup> The ball has a longer contact time on a racket strung at lower tension, which produces greater twist than one strung at higher tension, which results in a greater error in rebound angle. It was also noted by Brody<sup>7</sup> that the reduced outgoing ball speed in off axis impacts may compound the control problem. Another school of thought is that higher tension reduces the relative movement of strings, producing a more predictable rebound direction.

Although modern racket technology has produced many positive effects, it is arguable that injury rates have increased as a result. Anecdotal evidence suggests that the vast majority of upper limb injuries are chronic, having been developed over time through repetition. Although research evidence has yet to be produced, it is not unreasonable to suggest that the trend for increased power is responsible for the increased number of injuries seen in today's game. There is little evidence of acute injury to tennis players.

For example, increased stiffness of modern rackets means that the racket vibrates faster, which has been proposed to be linked with tennis elbow. Although a larger head size allows off centre hits that are further from the central axis of the racket to be successful, they also generate a higher torque (twisting force) of the racket in the hand. This torque must be resisted by the forearm muscles, which are eccentrically loaded. This has been proposed as a cause of micro-trauma to the extensor muscles of the wrist, which is a possible cause of tennis elbow.

By allowing the racket to be swung faster, the decrease in mass generates greater shock to the hand for impacts that are not at the centre of percussion. On the basis of a review of biomechanical evidence, it has been concluded that shock is the most likely cause of tennis elbow.<sup>8</sup>

## BALLS

The fundamental construction of a tennis ball has not changed for many years. In essence, a spherical shell—known as the “core”—is formed from two hemispheres and covered with two pieces of cloth. The core is primarily composed of rubber, but will also contain a number of additives to help produce the desired properties. Traditionally, all tennis balls were covered in a woven “melton” cloth, which is a blend of wool and nylon. Recently, needle cloth has been used as a covering, which

is less durable and cheaper to produce. Depending on the type of ball being produced, the internal pressure will typically vary from 0 to 15 psi (0–103 kPa) above atmospheric pressure.

Balls derive their playing characteristics from a combination of the core construction, cloth type, and internal pressure. The *Rules of tennis*<sup>9</sup> require balls to pass four tests (mass, size, compression resistance, and bounce) to become approved, some of which have remained unchanged since their inception. For example, the bounce test, in which a ball must rebound to a height of 53–58 inches (134.6–147.3 cm) when dropped from a height of 100 inches (2.54 m), has been the same since it was introduced in 1925. By contrast, however, the compression rule has changed over time such that balls are now “harder”—that is, more resistant to compression during impact with a racket or surface. Table 2 shows the allowable range for compression, which measures the deflection under a load of 8.192 kg during a loading/unloading cycle.

Several new types of ball have been introduced in recent years. The pressureless ball has the same performance properties as the standard pressurised ball, but, as its name suggests, its internal pressure is equal to atmospheric pressure. To compensate for the effects of reduced internal pressure on its bounce characteristics, the pressureless ball normally has a thicker core and so derives a greater proportion of its rebound properties from the rubber.

The type 1 ball is identical with the standard ball, except that it is harder—that is, more resistant to compression. According to the *Rules of tennis*, the type 1 ball is recommended for use on slower surfaces such as clay, where its playing characteristics allow a faster game.

The type 3 ball is 6–8% bigger than the type 2 ball but otherwise identical. The major effect of this difference is that the type 3 ball generates greater air resistance for a given speed, resulting in a greater deceleration as it flies through the air. Thus the type 3 ball tends to slow the game down, as it takes longer to reach the opponent. This ball is recommended for use on faster surfaces and for people learning the game to give them more time to prepare for shots.

High altitude balls are designed to bounce lower than the type 2 ball, which is achieved by reducing internal pressure, manipulation of the elastic properties of the core itself, or a combination of the two. When tested at sea level, the bounce height of a high altitude ball must be 48–53 inches (121.9–134.6 cm). The reduced air density at altitude means that the relative difference between the internal and external pressures is increased, and so the bounce of a high altitude ball is comparable to that of a standard ball at sea level. Table 3, which is reproduced from the *Rules of tennis*,<sup>9</sup> shows a summary of the properties of tennis balls.

The tennis ball goes through three distinct phases during a normal shot: racket/ball impact; trajectory through the air; ball/surface impact (although this does not apply to a volley). Ball/surface impact is followed by a second trajectory, the consideration of which is identical with that before surface impact. The general characteristics of the impact between a ball and racket were considered in the preceding section, although it was not mentioned that ball impact characteristics are speed dependent. An extensive review<sup>10</sup> found that the coefficient of restitution for a type 2 tennis ball on a rigid surface ranged between 0.75 at 7 m/s and 0.40 at 45 m/s (fig 4). This corresponds to energy returns of 56% (7 m/s) and 16% (45 m/s). These figures will be somewhat higher for impacts between a ball and racket (in the order of 25% at 45 m/s),<sup>3</sup> as some energy is absorbed by the strings, which is returned more efficiently. Nevertheless, the relative inefficiency of a ball compared with tennis strings and surfaces is magnified at higher impact speeds, and players experience

**Table 2** Changes in the specification for ball compression

Year	Forward deformation (cm)	Return deformation (cm)
1966	0.58–0.74	0.90–1.08
1972	0.56–0.74	0.89–1.08
1996	0.56–0.74	0.80–1.08
2000	0.495–0.597	0.749–0.965

All values refer to type 2 balls.

**Table 3** Summary of tennis ball properties

	Type 1 (fast)	Type 2 (medium)*	Type 3 (slow)†	High altitude‡
Weight (mass) (oz)	1.975–2.095 (56.0–59.4 g)	1.975–2.095 (56.0–59.4 g)	1.975–2.095 (56.0–59.4 g)	1.975–2.095 (56.0–59.4 g)
Size (inches)	2.575–2.700 (6.541–6.858 cm)	2.575–2.700 (6.541–6.858 cm)	2.750–2.875 (6.985–7.303 cm)	2.575–2.700 (6.541–6.858 cm)
Rebound (inches)	53–58 (135–147 cm)	53–58 (135–147 cm)	53–58 (135–147 cm)	48–53 (122–135 cm)
Forward deformation (inches)§	0.195–0.235 (0.495–0.597 cm)	0.220–0.290 (0.559–0.737 cm)	0.220–0.290 (0.559–0.737 cm)	0.220–0.290 (0.559–0.737 cm)
Return deformation (inches)§	0.265–0.360 (0.673–0.914 cm)	0.315–0.425 (0.800–1.080 cm)	0.315–0.425 (0.800–1.080 cm)	0.315–0.425 (0.800–1.080 cm)

\*This ball may be pressurised or pressureless. The pressureless ball shall have an internal pressure that is no greater than 1 psi (7 kPa) and may be used for high altitude play above 4000 feet (1219 m) above sea level and shall have been acclimatised for 60 days or more at the altitude of the specific tournament.

†This ball is also recommended for high altitude play on any court surface type above 4000 feet (1219 m) above sea level.

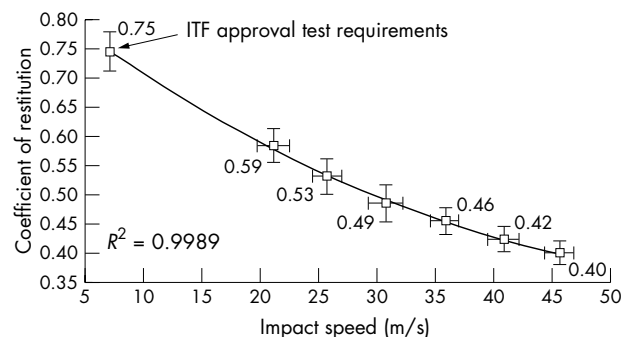
‡This ball is pressurised and is an additional ball specified for high altitude play above 4000 feet (1219 m) above sea level only.

§The deformation shall be the average of a single reading along each of three perpendicular axes. No two individual readings shall differ by more than 0.030 inches (0.076 cm).

diminishing returns for their extra effort. The *Rules of tennis* only require rebound testing at an impact speed of about 7 m/s.

It has been noted that modern tennis is characterised by power and spin. These factors are interlinked in that balls hit faster require more spin to keep them in play. This phenomenon, known as the Magnus effect, is generated by the asymmetric separation of the air flowing over each side of the ball as it flies through the air. The air that passes over the side of the ball that is spinning in the same direction remains in contact with the ball longer than that on the other side, resulting in a deflection of the “wake”. The force applied to the ball by the air acts in the opposite direction to that in which the wake is deflected. Thus a top spinning ball will experience a force acting downwards, which brings the ball back down to the court quicker. The more spin that is applied, the greater the force generated, and so the faster the ball will return to the surface. Thus balls with more spin can be hit harder and still stay in play. The aerodynamics of tennis balls change as they become worn and more cloth is lost from the surface. It has been shown that lift and drag forces reduce with wear,<sup>11</sup> which means that, for the same initial conditions, worn balls suffer the double whammy of flying quicker through the air and generating less downward force to keep them in play.

On impact with the surface, the ball acquires spin, the amount of which is dependent on the friction generated between the ball and surface. The friction is a function of the materials of which the ball and surface are made, but also the force exerted between them. The variation between surface materials is relatively large, and so it exerts the greatest influence on the nature of the impact. This will be considered in more detail in the next section.



**Figure 4** Relation between coefficient of restitution and impact speed for standard tennis balls.<sup>10</sup>

It is difficult to ascribe tennis injury to the ball, as professional players use many different brands, often on a weekly basis, so any effects are “washed out” by the variability. Anecdotal reports, however, suggest that players are sensitive to differences between brands. A method by which “feel” can be quantified has been proposed.<sup>12</sup> This involves plotting dynamic stiffness against coefficient of restitution. Those balls with a high stiffness and high coefficient of restitution were characterised as feeling better than those with low stiffness and low coefficient of restitution, although it must be noted that the study made no link with player injury. Contact time was used as a measure of dynamic stiffness by Haake *et al.*,<sup>12</sup> and so stiffer balls were those that had a shorter contact time. It is possible therefore that the balls that feel better are also associated with greater shock transmission to the player.

## SURFACES

After the invention of the modern game of tennis in the late 19th century, it was played predominantly on grass for many years, until the introduction of acrylic in the 1940s and clay in the 1950s. These are the most common surfaces on which tennis is played today.

Grass and clay are regarded as “natural” surfaces. The former is composed of seeded turf on a soil base, and the latter is made up of layers of crushed stone of decreasing diameter, topped with a fine gritty material—for example, crushed brick. Acrylic courts use asphalt and/or concrete as a sub-base, on to which may be laid an optional layer of crumb rubber that acts as a shock pad and reduces the impact forces transmitted to the player. The uppermost (playing) surface is acrylic paint mixed with sand.

The construction of a court is crucial in determining the behaviour of the ball and the movement of the player. Shock absorption and friction are two of the most important properties as far as the player is concerned, but the latter is more relevant for the ball/surface interaction, as surfaces are generally much stiffer than the ball and play little part in its behaviour.

The frictional interaction between the ball and surface influences the “pace” of the court. More friction will generate a greater loss of ball speed during contact, and hence a “slower” court. Lower friction produces the opposite effect. For a grass court, the vertical bounce height can be lower than on other surfaces, especially if the surface is soft because of rain. This reduces the time between the first and second bounce, which players can also perceive as a “fast” surface.

With respect to the player, things are somewhat different. Although the clay surface has the highest frictional coefficient with the ball, it has the lowest frictional coefficient with the player. This is because the gritty surface material acts like

### What is already known on this topic

- The physical characteristics of modern tennis rackets is well known, including the nature of ball/racket impact and the effects of the physical properties of modern rackets on swing characteristics
- Tennis ball characteristics have also been measured, including the effects of surface friction on ball/surface interaction

ball bearings, which results in players often sliding across the court, such as while decelerating and changing direction. On an acrylic court, the ball experiences less friction compared with clay, but the opposite is true for the player. Much more friction is generated between the tennis shoe and acrylic surface than a clay court, and so there is little sliding on acrylics. Thus it may be deduced that the forces experienced by the player during high intensity movements such as decelerating and changing direction are greater on the surfaces that have higher friction. More research is needed in this area to establish this theory.

In terms of resilience, acrylic surfaces are generally the stiffest court surface type, with most having a peak force reduction of less than 10% compared with a completely rigid surface—for example, concrete—while the figures for clay and grass are somewhat higher (in the order of 15% and 25% respectively). Compared with athletics tracks, which commonly have a force reduction in the order of 50%, tennis courts are not particularly resilient. Although there is little tennis specific evidence linking surface stiffness with lower limb injury, there is some evidence that human muscles are sensitive to the stiffness of surfaces, and that frequent exposure to changes in stiffness may be linked to lower limb injury—for example, if they necessitate a change in technique.<sup>13 14</sup> If true, this could have considerable implications for tennis, as tennis is unusual in that players experience a wide range of stiffness during a season, as well as frequent changes in stiffness associated with playing at different events.

Although the court surface will undoubtedly affect the loads imposed on the player, the shoes will also be influential, as they act as the “middle link” between them. There is limited tennis specific research on the interaction between shoes and surfaces, but unpublished work by the International Tennis Federation suggests that the shoe plays a significant role in determining the vertical (impact) forces transmitted to the body. The area in which the greatest amount of research has been carried out on sports footwear is running, but one must regard the conclusions with some caution, as running generates different movement patterns, speeds, and therefore forces on the human body from tennis. Thus the findings must be applied to tennis with caution. Nonetheless, some key conclusions from the running related literature will be briefly considered here.

Despite the relatively recent development of running shoes as impact attenuators and injury protectors, little or no evidence of running related injuries in normally unshod populations has been found, whereas injuries in shod populations remain high.<sup>15</sup> It has been agreed that modern footwear can enhance injury propensity.<sup>16</sup>

According to Misevich and Cavanagh,<sup>17</sup> the basic problem (in running) is the repetitive impact, the accumulation of which causes overuse injuries such as stress fractures. If the magnitude of these impact forces is positively related to the rate of development of overuse injuries, as has been proposed by Nigg,<sup>13</sup> then it may be concluded that non-compliant shoes and surfaces have a causal link to injury. However, there are

### What this study adds

- This paper reviews the current state of knowledge of the history and mechanical characteristics of tennis rackets, balls, and surfaces, and their respective interactions
- Critically, this review also links what is known about the physical characteristics of tennis equipment to common tennis injuries

alternative potential contributory factors, such as high impact forces while decelerating, which prevents use of the plantar flexor muscles as shock absorbers. As tennis includes a lot of changes in direction, this is a possible injury causing mechanism.

The ability of the shoe to generate adequate friction is also crucial, as it allows the player to move around the court effectively and safely. Insufficient friction will mean that the player will tend to slip and fall over, whereas too much friction may increase the risk of injury. No work is known that quantifies the friction generating capabilities of tennis shoes and the relative effectiveness of surface specific and multipurpose footwear in generating friction.

Probably the most complete consideration of common tennis injuries—including the lower limb—can be found in the book by Pluim and Safran,<sup>18</sup> but it too contains little empirical evidence pertaining to the relation between shoes, surfaces, and injury. It is clear that further tennis specific work is required before firm conclusions can be drawn and recommendations made to reduce the frequency of injury.

Competing interests: none declared

### REFERENCES

- 1 Brody H. An overview of racket technology. In: Haake S, Coe A, eds. *Tennis science and technology*. London: International Tennis Federation, 2000:43–8.
- 2 Mitchell SR, Jones R, King M. Head speed vs. racquet inertia in the tennis serve. *Sports Engineering* 2000;**3**:99–110.
- 3 Miller S, Cross R. Equipment and advanced performance. In: Elliott B, Reid M, Crespo M, eds. *Biomechanics of advanced tennis*. Roehampton: The International Tennis Federation, 2003:179–200.
- 4 Brody H. Vibration damping in tennis rackets. *International Journal of Sports Biomechanics* 1989;**5**:451.
- 5 Brody H. The physics of tennis. III. The ball racket interaction. *Am J Phys* 1997;**65**:981–7.
- 6 Haake SJ, Rose P, Kotze J. In: Haake SJ, Coe A, eds. *Tennis science and technology*. Oxford: Blackwell Science, 2000:269–76.
- 7 Brody H. Overview of strings. In: Brody H, Cross R, Lindsey C, eds. *The physics and technology of tennis*. Solana Beach, CA: Racquet Tech Publishing, 2002:239–49.
- 8 Knudson D. Biomechanical research into tennis elbow. Proceedings of ISEA. ISEA, 2004.
- 9 International Tennis Federation. *Rules of tennis 2005*. Roehampton: International Tennis Federation, 2005.
- 10 Miller S, Messner S. On the dynamic coefficient of restitution of tennis balls. In: Miller S, eds. *Tennis science and technology 2*. Toronto: Webcom, 2003:97–104.
- 11 Goodwill SR, Chin SB, Haake SJ. Wind tunnel testing of spinning and non-spinning tennis balls. *J Wind Eng Ind Aero* 2004;**92**:935–58.
- 12 Haake SJ, Carre MJ, Goodwill SR. The dynamic impact characteristics of tennis balls with tennis rackets. *J Sport Sci*, 2003;**21**, 839–50.
- 13 Nigg BM. Biomechanical aspects of running. In: Nigg BM, eds. *Biomechanics of running shoes*. Champaign, IL: Human Kinetics, 1986:1–26.
- 14 Nigg B. Impact forces and movement control: two new paradigms. In: Lamontagne M, eds. *ISBS XXII Proceedings*. Ottawa: University of Ottawa, 2004.
- 15 Robbins SE, Hanna AM. Running-related injury prevention through barefoot adaptations. *Med Sci Sport Exerc* 1987;**19**:148–56.
- 16 Cavanagh PR. Current approaches, problems, and future directions in shoe evaluation techniques. In: Winter DA, Norman RW, Wells RP, et al. *Biomechanics IX-B*. Champaign, IL: Human Kinetics, 1985:123–7.
- 17 Misevich KW, Cavanagh PR. Material aspects of modelling shoe/foot interaction. In: Frederick EC, eds. *Sports shoes and playing surfaces*. Champaign, IL: Human Kinetics, 1984:47–75.
- 18 Pluim B, Safran M. *From breakpoint to advantage: a practical guide to optimal tennis health and performance*. Solana Beach, CA: USRSA, 2004.